

Generated by Peter Fulton from Windham Police Department on Dec 25, 2019 at 3:47:8 PM



Time of Day: 0:00 to 23:59
 Dates: 12/18/2019 to 12/24/2019

Site: Roosevelt

Overall Summary

Total Days of Data: 7

Speed Limit: 45

Average Speed: 45.5

50th Percentile Speed: 46.51

85th Percentile Speed: 51.16

Pace Speed Range: 42-52

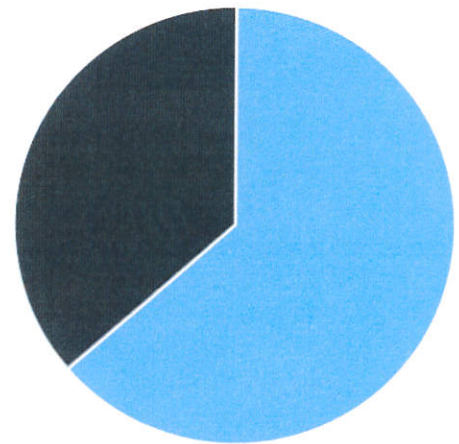
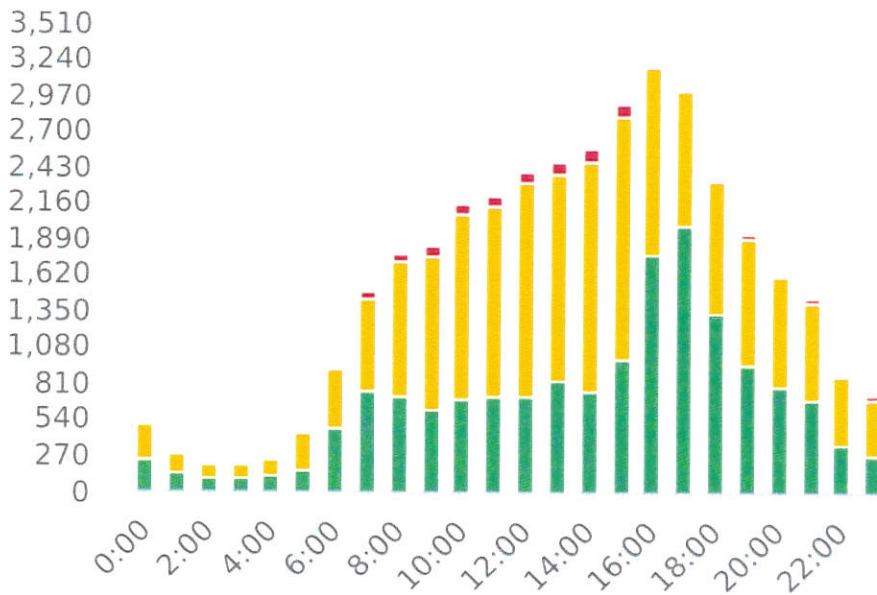
Minimum Speed: 5

Maximum Speed: 76

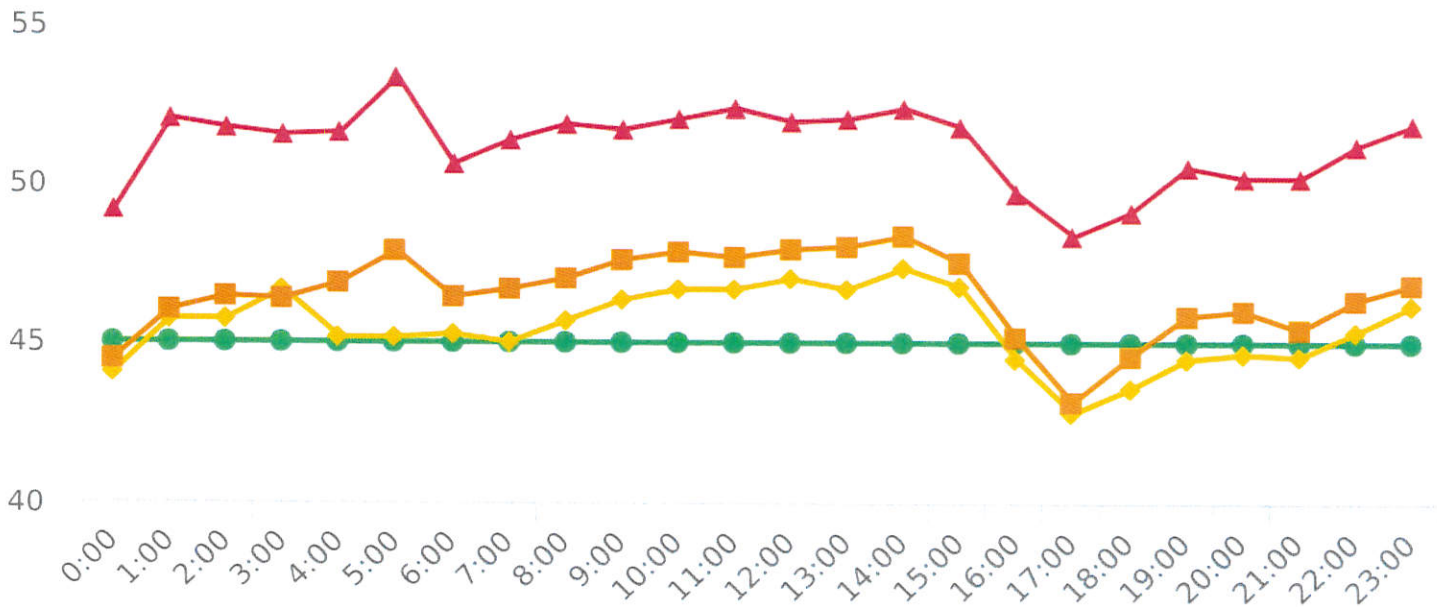
Display Status: Display Off


Average Volume per Day: 5416.4

Total Volume: 37915



■ Violators
 ■ Inside Threshold
 ■ Compliant
 ■ Vehicles Slowed
 ■ Other





Time of Day: 0:00 to 23:59

Site: Roosevelt

Dates: 12/18/2019 to 12/24/2019

| Hours | Sign Mode | Speed Limit | Total # Vehicles | Total # Violator | % Violator | Avg # Vehicles | Avg # Violator | Min Speed | Max Speed | Avg Speed | 50% Speed | 85% Speed | Sign Effectiveness |
|-------------------|---------------------|-------------|------------------|------------------|------------|----------------|----------------|-----------|-----------|-----------|-----------|-----------|--------------------|
| 0:00 | Display Off | 45 | 517 | 28 | 5.4 % | 73.9 | 4.0 | 10 | 67 | 44.0 | 44.5 | 49.1 | 59.2 % |
| 1:00 | Display Off | 45 | 299 | 24 | 8.0 % | 42.7 | 3.4 | 5 | 67 | 45.7 | 46.0 | 52.0 | 59.3 % |
| 2:00 | Display Off | 45 | 216 | 17 | 7.9 % | 30.9 | 2.4 | 5 | 62 | 45.7 | 46.4 | 51.7 | 52.3 % |
| 3:00 | Display Off | 45 | 204 | 14 | 6.9 % | 29.1 | 2.0 | 23 | 64 | 46.6 | 46.4 | 51.5 | 62.0 % |
| 4:00 | Display Off | 45 | 245 | 8 | 3.3 % | 35.0 | 1.1 | 6 | 59 | 45.1 | 46.9 | 51.6 | 52.9 % |
| 5:00 | Display Off | 45 | 463 | 32 | 6.9 % | 66.1 | 4.6 | 8 | 60 | 45.1 | 47.9 | 53.3 | 56.7 % |
| 6:00 | Display Off | 45 | 937 | 27 | 2.9 % | 156.2 | 4.5 | 7 | 63 | 45.3 | 46.4 | 50.6 | 57.0 % |
| 7:00 | Display Off | 45 | 1500 | 56 | 3.7 % | 250.0 | 9.3 | 6 | 71 | 45.0 | 46.7 | 51.3 | 61.2 % |
| 8:00 | Display Off | 45 | 1765 | 52 | 2.9 % | 294.2 | 8.7 | 5 | 62 | 45.7 | 47.0 | 51.8 | 61.8 % |
| 9:00 | Display Off | 45 | 1828 | 66 | 3.6 % | 304.7 | 11.0 | 7 | 62 | 46.3 | 47.6 | 51.7 | 63.7 % |
| 10:00 | Display Off | 45 | 2153 | 69 | 3.2 % | 358.8 | 11.5 | 8 | 64 | 46.7 | 47.8 | 52.0 | 67.2 % |
| 11:00 | Display Off | 45 | 2205 | 67 | 3.0 % | 367.5 | 11.2 | 6 | 64 | 46.7 | 47.7 | 52.3 | 67.7 % |
| 12:00 | Display Off | 45 | 2386 | 80 | 3.4 % | 397.7 | 13.3 | 8 | 65 | 47.0 | 47.9 | 51.9 | 69.5 % |
| 13:00 | Display Off | 45 | 2471 | 94 | 3.8 % | 411.8 | 15.7 | 7 | 67 | 46.7 | 48.0 | 52.0 | 67.8 % |
| 14:00 | Display Off | 45 | 2565 | 99 | 3.9 % | 427.5 | 16.5 | 7 | 68 | 47.3 | 48.3 | 52.3 | 66.3 % |
| 15:00 | Display Off | 45 | 2906 | 85 | 2.9 % | 484.3 | 14.2 | 5 | 67 | 46.8 | 47.5 | 51.8 | 70.1 % |
| 16:00 | Display Off | 45 | 3214 | 31 | 1.0 % | 535.7 | 5.2 | 5 | 62 | 44.5 | 45.2 | 49.7 | 70.3 % |
| 17:00 | Display Off | 45 | 3038 | 28 | 0.9 % | 506.3 | 4.7 | 10 | 69 | 42.8 | 43.2 | 48.3 | 67.8 % |
| 18:00 | Display Off | 45 | 2350 | 18 | 0.8 % | 391.7 | 3.0 | 9 | 63 | 43.6 | 44.6 | 49.1 | 65.7 % |
| 19:00 | Display Off | 45 | 1931 | 41 | 2.1 % | 321.8 | 6.8 | 8 | 71 | 44.5 | 45.8 | 50.5 | 65.8 % |
| 20:00 | Display Off | 45 | 1631 | 25 | 1.5 % | 271.8 | 4.2 | 7 | 60 | 44.7 | 46.0 | 50.2 | 66.7 % |
| 21:00 | Display Off | 45 | 1454 | 31 | 2.1 % | 242.3 | 5.2 | 8 | 67 | 44.6 | 45.4 | 50.2 | 66.2 % |
| 22:00 | Display Off | 45 | 900 | 18 | 2.0 % | 150.0 | 3.0 | 9 | 72 | 45.3 | 46.3 | 51.2 | 63.3 % |
| 23:00 | Display Off | 45 | 737 | 34 | 4.6 % | 122.8 | 5.7 | 10 | 76 | 46.2 | 46.8 | 51.8 | 65.7 % |
| Total Vol/ | Avg Speeds | | 37915 | 1044 | 3.6 % | 6272.9 | 171.1 | 5 | 76 | 45.5 | 46.5 | 51.2 | 63.6 % |
| Total/Avg | w/o Feedback | | 37915 | 1044 | 3.6 % | 6272.9 | 171.1 | 5 | 76 | 45.5 | 46.5 | 51.2 | 63.6 % |
| Total/Avg | w/ Feedback | | 0 | 0 | 0.0 % | 0.0 | 0.0 | 0 | 0 | 0.0 | 0.0 | 0.0 | 0.0 % |